



When someone sits in my chair and quietly asks, "What procedure takes 10 years off your face?", they are rarely asking for a single magic treatment. They are asking for help looking like themselves again, just fresher, less tired, less saggy in photos and on Zoom.





 **REGENERATIVE**
INSTITUTE OF NEWPORT BEACH

**REGENERATIVE
MEDICINE
ORANGE COUNTY**

**Regenerative Institute
of Newport Beach -
Stem Cell Doctor for
Pain Management**

20341 SW Birch St # 100, Newport Beach, CA 92660
949 438-1888
<https://orthorepair.com/>





In Orange County, where aesthetics are a normal part of self care, the most effective "10 years younger" results almost always come from a thoughtful mix of non-surgical treatments, not a single session or a viral trend. Surgery can be powerful, of course, but many people are not ready for anesthesia, downtime, or scars. The good news is that clever combinations of injectables, collagen stimulators, and skin technologies can dramatically reset the clock when planned properly.

This guide walks through the most effective non-surgical options, the realities behind flashy marketing names like "Cinderella facelift" and "Mexican facelift", and practical details about Botox in Orange County, including costs, safety rules, and who should not be treated.

What "10 years younger" usually involves

The face does not age in one tidy line, so no single procedure can honestly erase a decade in every case. The three big changes that add years are:

First, volume loss in the cheeks, temples, lips, and around the mouth. Faces hollow, folds deepen, and the lower face looks heavy because the midface has deflated.

Second, skin quality declines. Sun in Orange County is particularly unforgiving. Fine lines, rough texture, pigmentation, and broken capillaries all signal age even when the structure is still strong.

Third, tissue descent and ligament laxity. Jowls form, the jawline blurs, and the neck looks softer.

When someone looks 8 to 10 years younger after non-surgical work, it is almost always because these three areas have been addressed simultaneously, in the right proportion, not because of one “miracle” device.

Why many Orange County patients start non-surgical first

Walking into a lunch in Newport Beach or a school event in Irvine, you can see the local culture of maintenance. Most people prefer to make smaller, regular investments in injectables and lasers rather than wait until their 60s for a big surgical change.

There are good reasons for that approach:

Subtlety. Well executed non-surgical work keeps you recognizable. Friends say “You look rested,” not “What surgery did you have?”

Flexibility. You can adjust as you age. If your cheeks gain a bit of weight or you decide to embrace a softer look, you can moderate your treatments instead of living with a permanent surgical change.

Lower barrier. No general anesthesia, shorter recovery, and lower immediate cost per visit, even if long term investment can rival surgery over many years.

That said, non-surgical options have limits. A heavy neck with significant platysmal banding or very advanced jowling will eventually respond better to a well executed facelift. The art lies in knowing when to keep working with needles and devices, and when to discuss a surgical referral.

The core non-surgical “10-year reset” toolkit

1. Botox and neuromodulators

Botox, Dysport, Xeomin, and Jeuveau are neuromodulators that soften expression lines caused by muscle movement. They can dramatically freshen the upper face and, used carefully, refine the lower face.

How much does Botox cost in Orange County?

Pricing in Orange County varies by area, experience, and practice model. Most reputable practices charge either per unit or per area. Per-unit pricing typically ranges from about 11 to 18 dollars per unit. A full upper face treatment often needs 30 to 60 units, depending on muscle strength and desired effect.

So a realistic range for a comprehensive Botox session in OC is often between 350 and 900 dollars. Lower numbers usually mean fewer areas treated, loyalty promos, or less experienced injectors. Extremely low prices should raise questions about dilution, sourcing, or rushed technique.

The “rule of 3” in Botox

Many injectors use a practical “rule of 3” when counseling patients:

Three days for the first effects to show. Three weeks for the final result to settle. Three months as the average duration before significant fade.

Not everyone fits those numbers perfectly. Some patients hold results closer to four months, others metabolize sooner. Still, it is a helpful framework for expectations.

Is Botox 3 times a year too much?

For most healthy adults, three Botox sessions per year is quite standard. Many people in their 30s and 40s schedule it roughly every four months. Some prefer every three months.



REGENERATIVE
INSTITUTE OF NEWPORT BEACH

REGENERATIVE MEDICINE ORANGE COUNTY

Regenerative Institute
of Newport Beach -
Stem Cell Doctor for
Pain Management

20341 SW Birch St # 100, Newport Beach, CA 92660
949 438-1888
<https://orthorepair.com/>



More frequent than that might mean doses are too low or too spread out, or that expectations are mismatched. Less frequent than that can still work if the goal is softening rather than erasing lines. The real question is not “too much per year,” but “Are we using the lowest effective dose at reasonable intervals while preserving natural movement?”

What is the 4 hour rule after Botox?

The “4 hour rule” is simple: for the first four hours after injections, avoid lying flat, bending repeatedly at the waist, or vigorously rubbing the treated areas.

This guideline is meant to reduce the tiny risk of the toxin migrating to unintended muscles, such as the upper eyelid elevators, which can cause temporary drooping. The science on strict positioning is imperfect, but in real life, this basic caution remains a sensible, low effort safety measure.

What is forbidden after Botox?

Strictly speaking, if the injection was done properly, you have quite a bit of freedom. Still, most experienced injectors recommend avoiding a few things right after treatment. This is one of the two lists in this article.



REGENERATIVE MEDICINE ORANGE COUNTY

Regenerative Institute
of Newport Beach -
Stem Cell Doctor for
Pain Management

20341 SW Birch St # 100, Newport Beach, CA 92660
949 438-1888
<https://orthorepair.com/>



Immediately after Botox, many providers advise you to avoid:

- Heavy exercise or hot yoga for the rest of the day, to reduce swelling and bruising risk.
- Rubbing, massaging, or applying strong pressure to treated areas for 24 hours.
- Facial massages, aggressive facials, or microdermabrasion in the treated zones for a few days.
- Saunas, steam rooms, or very hot baths on the same day, which may increase bruising or swelling.
- Alcohol directly before and after the appointment, especially if you bruise easily.

None of these things are life threatening if you slip up, but good aftercare habits can improve comfort and reduce the chance of minor complications.

What is the riskiest place for Botox?

Every injection site carries some risk, but a few areas demand particular respect:

The glabella (the "11" lines) sits close to important blood vessels. Deep, careless injections or improper filler here, not Botox, are more concerning due to vascular occlusion risks. With Botox, the bigger worry is dose and spread that over-relaxes the central brow, dropping it.

The lower face and neck, including around the mouth and platysmal bands, can affect speech, smiling, or swallowing if dosed or placed poorly.

Injectors with solid anatomy knowledge and conservative dosing strategies manage these risks well. The "riskiest" place is less a single muscle group and more the hands of someone who does not fully understand facial anatomy or who rushes.

Why not get Botox on your forehead?

You absolutely can get Botox on your forehead, but it must be balanced with your brows and glabella. Over-treating the frontalis muscle, especially without supporting the brow area, can cause a heavy or “frozen” look, flattened expressions, and sometimes descent of the eyebrows, particularly in patients with already low brows or hooded lids.

Patients who have strong, low-set brows often benefit from a more conservative forehead approach, or even skipping the upper forehead entirely, focusing instead on glabella and lateral brow for lift. This is where a customized plan matters more than a cookie-cutter number of units.

Can I get Botox if I take hydroxyzine?

Hydroxyzine is an antihistamine used for anxiety, itching, or allergies. It does not directly interact with Botox in the way that some neuromuscular drugs can. In many cases, patients taking hydroxyzine can safely receive Botox.

However, hydroxyzine can cause drowsiness and sometimes dry mouth or low blood pressure. If you are prone to feeling lightheaded, your injector may take basic precautions, such as having you lie back and stand up slowly. It is essential to disclose all medications and supplements so that a qualified clinician can evaluate your overall risk profile.

Can I get Botox if I have lupus?

Autoimmune conditions, including lupus, require careful consideration. Botox itself is not absolutely contraindicated in all patients with lupus, but there are some key factors:

Disease activity level. Patients in a severe flare or with significant systemic involvement may be poor candidates for elective cosmetic procedures.

Medications. Immunosuppressants, blood thinners, and other treatments may raise infection or bruising risk.

Healing dynamics. Autoimmune conditions can sometimes alter how tissues respond, inflame, or repair.

For lupus, the best practice is always a collaborative approach. Your injector should ask for your rheumatologist’s input or at least a note that elective injectables are acceptable at that time. If a provider seems unconcerned about your underlying autoimmune disease, consider that a red flag.

2. Botox for TMJ: cost and considerations

Many Orange County patients discover Botox through jaw pain rather than wrinkles. Clenching and grinding (bruxism) overdevelop the masseter muscles, leading to tension headaches, chipped teeth, and a squared jawline. Carefully placed Botox into the masseters can soften the muscle activity, relieve pain, and slim the lower face.

How much should Botox for TMJ cost? In OC, this treatment often involves 25 to 50 units per side, sometimes more, depending on muscle size and severity. At typical regional pricing, that could range from roughly 600 to 1,500 dollars per session. This is higher than a simple forehead visit because it uses more product and requires deeper understanding of function.

Insurance rarely covers cosmetic masseter Botox, but sometimes a medically documented TMJ treatment can be submitted, with highly variable results. Expect at least several months of relief, with re-treatment planned roughly two to three times a year.

3. Fillers and structural support

While Botox addresses motion lines, hyaluronic acid fillers and biostimulatory fillers rebuild the scaffolding that age has thinned.

Cheek filler, when done with respect for anatomy, can restore midface projection, reduce the appearance of nasolabial folds, and gently lift the corners of the mouth. Jawline filler sharpens the mandibular border and counteracts jowling. Chin and temple filler can rebalance facial proportions in a way that instantly reads as more youthful.

In my experience, the largest perceived age jump often occurs when volume loss is corrected, not when lines are simply softened. Someone in their late 40s can look dramatically closer to their mid 30s once hollow under eyes, deflated cheeks, and flattening **Orange County Botox Injections** at the temples are treated in harmony.

The key is moderation. Overfilled faces do not look younger, they look surreal. Good filler work is almost invisible until you see a before-and-after photo side by side.

4. Skin quality treatments: the quiet age eraser

Ask a group of Korean dermatologists "What do Koreans use instead of Botox?" and you will not get one simple product. You will hear about skin barrier health, sun protection, lasers, light peels, and injectable skin boosters that improve hydration and texture rather than freezing muscles.

In Orange County, the most effective "10 years younger" plans always include skin quality tools:

Chemical peels for pigmentation, fine lines, and surface texture.

Fractional lasers and RF microneedling to stimulate collagen, tighten pores, and improve scars.

Light based therapies for redness and broken vessels.

Biorevitalizers and skin boosters that add glow and hydration without changing expression.

Someone with great skin quality but modest structural aging often looks younger than someone with perfect filler but leathery, sun damaged skin. OC sunshine is wonderful, but your collagen will not forgive you unless you invest in serious SPF and periodic resurfacing.

5. Thread lifts and "event" lifts

A frequent question in consultations is, "What is a Cinderella facelift?" This term is used in some markets for a short term lifting effect using threads or strategic fillers designed to last through a specific event, such as a wedding or reunion.

These "Cinderella" style approaches rely on:

Temporary lifting sutures that mechanically support tissues for a few months before dissolving.

Filler bolstering in key ligaments and vectors to simulate surgical lift in a subtle way.

Skin tightening treatments **Orange County Botox Injections** timed so peak collagen response matches the important date.

Results are more modest and temporary than surgery. If someone truly expects a 10 year rewind that lasts a decade, this is not it. But as a "special occasion" upgrade for someone with mild to moderate laxity, a Cinderella style lift can be a smart bridge between skincare and a future facelift.

"What is a Mexican facelift?" is another phrase that surfaces, usually on social media. It is often used as a catchall marketing name by some clinics in Mexico for various combinations of threads, fillers, and sometimes surgical mini lifts, often at lower prices. The problem is that the term is not standardized. Two different clinics can use the same

name for entirely different procedures. If you consider treatment outside the U.S., focus less on catchy labels and more on credentials, safety standards, and clear, medically detailed descriptions of the actual procedure.

Trends, celebrities, and what you actually need

Patients often ask, "What has Dr. Phil's wife done to her face?" when they see consistent, polished images of Robin McGraw. We do not have her chart, so anything beyond general observation is speculation. What we can say is that her appearance reflects what many high profile women in media rely on: meticulous skincare, possible neuromodulators and fillers, occasional resurfacing treatments, and perhaps surgery at some point in life.

The lesson is not to chase someone else's exact result, especially when you do not know their starting point or full treatment history. The better question is, "Given my genetics, lifestyle, and tolerance for downtime, what combination will make me look like the best version of myself at this age?"

Planning by decade: Is 40 too late for Botox?

Age alone is a poor guide. I have seen 28 year olds with deep etched lines from expressive brows and sun damage, and 48 year olds with almost no wrinkles due to careful sun habits and gentle facial movement.

Still, some broad patterns help:

In the 30s, light preventive Botox, early filler in midface or lips, and structured skincare with retinoids and SPF can slow the development of static lines.

In the 40s, combinations become more important. Many OC patients who ask what procedure takes 10 years off your face at 40 to 50 end up with a mix of neuromodulators, cheek and temple filler, under eye correction, and at least one collagen stimulating treatment per year.

In the 50s and 60s, non-surgical plans often include stronger devices for tightening, more deliberate volume restoration, and, in some cases, frank discussion of surgical options if the neck and jowls overwhelm what needles can realistically lift.

So, is 40 too late for Botox? Not at all. For many people, it is the perfect time. The lines are visible enough to see a meaningful difference, but the skin still has good elasticity, and smaller amounts of product go a long way. The only "too late" is waiting until changes are so advanced that expectations of non-surgical results become unrealistic.

How much does a non-surgical "10 year" reset really cost in Orange County?

Costs vary widely, but for a realistic, comprehensive refresh at a reputable OC practice, patients often invest across several categories:

Botox and neuromodulators: 350 to 900 dollars per session, two to three times per year.

Fillers: 700 to 1,200 dollars per syringe, with many full-face rejuvenations using 3 to 6 syringes over a year, sometimes staged.

Skin treatments: 400 to 3,000 dollars per session depending on whether it is a light peel, IPL, RF microneedling, or fractional laser. Usually planned as a series.

Threads or focused "event" lifts: 1,500 to 4,000 dollars depending on the number and type of threads and whether combined with other procedures.

Added together over 12 to 18 months, a robust non-surgical plan can rival or exceed the price tag of a surgical facelift, but in exchange you get gradual, low downtime changes and the ability to refine over time.

A smart approach if budget is constrained is to prioritize. For many faces, restoring midface and temple volume plus carefully placed Botox and a solid skin plan gives a much stronger rejuvenation than trying to sprinkle a little bit of everything everywhere.

Safety first: who should pause or avoid these treatments?

Beyond lupus and hydroxyzone, a few general risk factors deserve honest discussion:

Uncontrolled medical conditions, such as severe heart disease, unmanaged diabetes, or bleeding disorders, increase complication risks.

Body dysmorphic tendencies or highly unrealistic expectations, such as "I want to look 21 again," are important psychological red flags. Responsible providers will slow down and sometimes decline to treat until expectations are aligned.

History of filler complications, autoimmune reactions, or keloid scarring may change the choice of products or techniques.

If a provider minimizes your concerns about medications, pregnancy, breastfeeding, or inflammatory conditions, consider getting another opinion.

Choosing a non-surgical expert in Orange County

OC has no shortage of injectors and med spas. Results vary just as widely. Beyond beautiful Instagram feeds, you need a methodical way to evaluate who deserves your face. This is the second and final list in this article.

A useful quick checklist when choosing a provider:

- Confirm credentials: board-certified dermatologist, plastic surgeon, facial plastic surgeon, or experienced injector under direct physician supervision.
- Ask what they do most: someone who injects all day, every day typically has better nuance than someone who dabbles.
- Request to see unfiltered, consistent before-and-after photos of patients near your age and ethnicity.
- Notice how much time they spend listening and examining your face before suggesting treatments.
- Ask about complication management and whether they stock hyaluronidase for filler reversal.

A good consultation feels collaborative. You should leave with a clear sense of priorities, realistic time frames, and stepwise planning rather than pressure to do everything at once.

Bringing it together: what actually makes you look 10 years younger

There is no single syringe, laser, or trendy "facelift" name that universally wipes a decade off. The closest thing to that effect in non-surgical aesthetics is a thoughtful sequence of interventions over 6 to 18 months, tailored to how your particular face has aged.

For many Orange County patients, the formula looks something like this:

Strategic Botox to soften, not erase, expression lines while preserving character.

Filler to restore lost support in the midface, temples, jawline, and lips without distorting identity.

Serious attention to skin quality with peels, lasers, or RF treatments, and daily SPF.

Occasional threads or "event" lifts for mild sagging when surgery is not desired or needed yet.

Realistic maintenance, often with Botox two to three times a year, periodic touch ups of filler, and at least annual skin work.

When done well, friends cannot pinpoint what changed. They just say you look rested, happy, and somehow younger. That is the quiet magic of well planned non-surgical rejuvenation in a place like Orange County where the bar is high and the sun is bright.

If you are asking yourself what procedure takes 10 years off your face, you are really asking for a strategy, not a single appointment. The next step is not hunting for the trendiest term, but sitting with a qualified professional who will study your face, your lifestyle, and your health, then build a plan that respects all three.

Regenerative Institute of Newport Beach - Stem Cell Doctor for Pain Management

20341 SW Birch St # 100, Newport Beach, CA 92660

9494381888